



**MORNING STAR SCHOOL**  
**ACADEMIC SESSION 2025-26**  
**HOLIDAY HOMEWORK**

**CLASS - I**

*Dear Kids,*

*Summer vacation is a timeful of full fun. But dear Children, there is a lot more to do to make your vacation more interesting and meaningful. We have planned some interesting activities.*



## **LIFE SKILL ACTIVITIES**

VACATIONS NOT ONLY GIVE YOU A CHANCE TO RELAX AND BOND WITH YOUR KIDS, BUT THEY ALSO PROVIDE AN OPPORTUNITY FOR YOUR CHILDREN TO LEARN VALUABLE LIFE SKILLS AND LESSONS THAT WILL SERVE THEM WELL FOR YEARS TO COME.

HERE ARE FEW SUGGESTED ACTIVITIES WHICH MAY BE ALREADY IN PRACTICE WITH MANY, HOWEVER WE COULD USE THIS TIME TO RE-EMPHASIZE THE VALUES AND SKILLS OF GREATER SIGNIFICANCE IN LIFE.

### **WEEK-1**

#### **BETTER SOCIAL BEHAVIOUR**

Right from wishing a pleasant morning, to sharing day to day stories, childhood stories can help them connect with you better.

### **WEEK-2**

#### **GO FIRELESS**

Encourage kids to be the chefs and prepare fireless dishes, shakes etc.

### **WEEK-3**

#### **PRACTICE GARDENING**

Gardening is a great life skill to nature from a young age. Gardening allows learners to become more responsible in caring for their plants, Gardening also exposes learners to a better Understanding of the natural world and all of its elements.

### **WEEK-4**

#### **VISIT A MUSEUM**

Holiday time is a great time to visit a museum. Many museums offer unique exhibits and activities geared towards kids during the holidays. This is an excellent way for kids to learn about different cultures and traditions.

## Dear Parents,

**'Always speak in English with your family members and friends.'**

Different types of languages are spoken by people from different regions, but the most important thing is that any language when spoken should be spoken correctly.

The two common languages that our children should be able to speak fluently are Hindi and English. Since English is a universal language spoken and understood by people all over the world, we want our children also to be proficient in speaking it and for this we need full support and cooperation. We would appreciate if you adhere to the following points:

1. Speak with your child in English. Encourage reading habits.
2. Read out story-books and after finishing the story discuss it with your child.
3. Encourage Word Building and Picture Talk.

The teachers are trying to encourage the children to use simple words, phrases and sentences like:-

- ❖ May I go to play?
- ❖ May I borrow your pencil / eraser / sharpener?
- ❖ I have finished my work.
- ❖ Madam, may I go to the washroom?
- ❖ Madam, may I go to drink water?
- ❖ Madam, may I come in please?
- ❖ Madam, may I go to the bookshop / tailor shop?
- ❖ Madam, may I go to wash my hands?
- ❖ Madam, may I go to pay my school fees?
- ❖ Madam, may I sit in the front row as I can't see from the back?
- ❖ Madam, please repeat the concept as I'm unable to understand it.
- ❖ Madam, I have lost my shoes / blazer / tiffin box / water bottle etc.
- ❖ Madam, I came late as I missed my bus.
- ❖ Madam, I'm sorry. I have forgotten to bring my book, note book, pencil / eraser / drawing book etc.
- ❖ Madam, I'm sorry I couldn't complete my Home Work as I was unwell(with reason)
- ❖ Madam, may I borrow a pencil / eraser / ruler etc, from my partner as I've forgotten to bring it today.
- ❖ I am sorry for the delay.
- ❖ Could you hand me the book.
- ❖ Could you please shut the door.

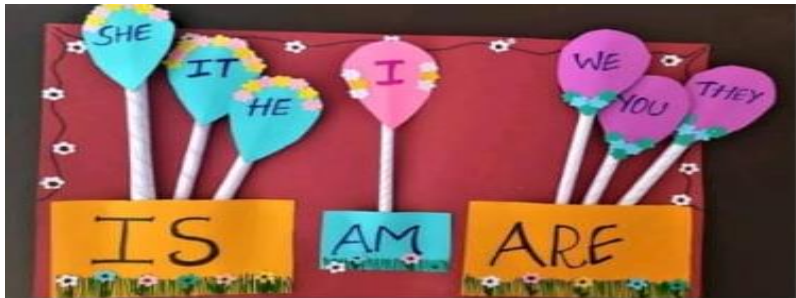
## **ENGLISH-**

1. PRACTICE DAILY ONE PAGE CURSIVE HANDWRITING. (TO BE DONE IN CURSIVE HANDWRITING BOOK).
2. WRITE FEW LINES ON HOW YOU ENJOY WITH YOUR FAMILY DURING VACATION.
3. PROJECT WORK
  - CREATE A PIGGY BANK.  
(USING BEST OUT OF WASTE MATERIALS.)

4. MAKE A BEAUTIFUL CHART OF NOUNS START FROM ROLL NO. 101-116 AS PER THE INSTRUCTIONS GIVEN BELOW:

INSTRUCTIONS: PERSONS IN GREEN, THINGS IN YELLOW, PLACES IN PINK, ANIMALS IN ORANGE

5. MAKE A BEAUTIFUL CHART OF IS, AM, ARE START FROM ROLL NO.-117-132 .REFERENCE GIVEN BELOW. NOTE THIS IS A REFERENCE. SHOW YOUR OWN CREATIVITY AND DESIGN



## **Computer-**

Paste different parts of Computer on a scrap book.

## **Art And Craft-**

Make a Photo frame or family tree with colourful papers, glitters sheet and newspaper, ice-cream sticks.

## **HINDI -**

1. एक पेज सुलेख रोज लिखें। ( सुलेख पुस्तिका)
2. हिंदी स्वर और व्यंजन रंग-बिरंगे अक्षरों में लिखो।
3. तुम्हें जो चीज़ें पसंद हैं (जैसे – आइसक्रीम, गेंद, गुड़िया), उनका चित्र बनाओ और उनके नाम लिखो।
4. रंगीन कागज़ से फलों की कटिंग करो (जैसे आम, सेब, केला) और एक स्कैपबुक में चिपकाकर उनके नाम हिंदी में लिखो।

## **MATHEMATICS -**

- 1) Make a wall clock using material - Thermocol Sheet, Fevicol, Coloured Paper, Board Pins and Icecream Sticks-2
- 2) Cut different shapes pictures and paste them in your scrapbook.
- 3) Do the given worksheet and paste in your scrapbook.

## **ENVIRONMENTAL SCIENCE-**

- Good Habits and Good Deeds are essential for a Happy Life.
1. Choose any one topic from the value Education given below :-
    - I Love My Family.
    - Not Wasting Food.
    - Draw a picture/click a photograph of you performing the deed.
    - Paste the picture/photograph in the scrap book.
  2. Make a beautiful Father's day & Mother's day Card.
  3. Put a bowl of water and some grains for birds observe the type of bird that come to drink water and eat grain their size, colour, tails and how they chirp (How they make sound).



# MY SUMMER HOLIDAY

Read the following picture story, complete with words:

sea	walk	canoeing	tent	mushrooms	camp	boat	towns
car	ball	parents	sunny	bus	woods	friends	fishing
blueberries	castles	plane	swimming	sunbathing	island		

I always go to a summer  , with my  in July. We stay in a  near a river. On  days, we go  , or play  games. We also like picking  and  in the  .

Sometimes we go on a trip. We can  or go by  , visit old  , or interesting  . In August my  have their holidays, too. We travel the  . We fly by  to the seaside in far-away countries or even to an  . When my dad drives a  , we always take a  with us to go  along the beach. Mum loves  , but dad prefers  .

# How do they feel?

Look at the pictures clues. Complete the sentences with the words from the box.

sad

angry

afraid

surprised

happy

1. Chaya is



2. Amit is



3. Rekha is



4. Rahul is



5. Ravi is



# बिना मात्रा के शब्द

2 अक्षर वाले

शुद्ध स्थान भरें



न\_\_



फ\_\_



ज\_\_



घ\_\_



ब\_\_



ए\_\_



ख\_\_



र\_\_



ह\_\_



व\_\_



ब\_\_




ध\_\_



## कार्यपत्रक- कहानी लेखन

### चित्र देखकर कहानी लिखिए।

सहायक शब्द - दवा, चिड़ियों, सैर, साथियों, चोट, चिड़िया, पिंजरे, खाना और पानी, खोल दिया





# Top and Bottom

Name \_\_\_\_\_

Score \_\_\_\_\_

PW:13

Choose the correct option in each question.

1)



The bird is at the **top** / **bottom** of the tree.

2)



The honeybee is at the **top** / **bottom** of the beehive.

3)



The jug is at the **top** / **bottom** of the book.

4)



The dog is at the **top** / **bottom** of the tree.

5)



The candle is at the **top** / **bottom** of the cake.

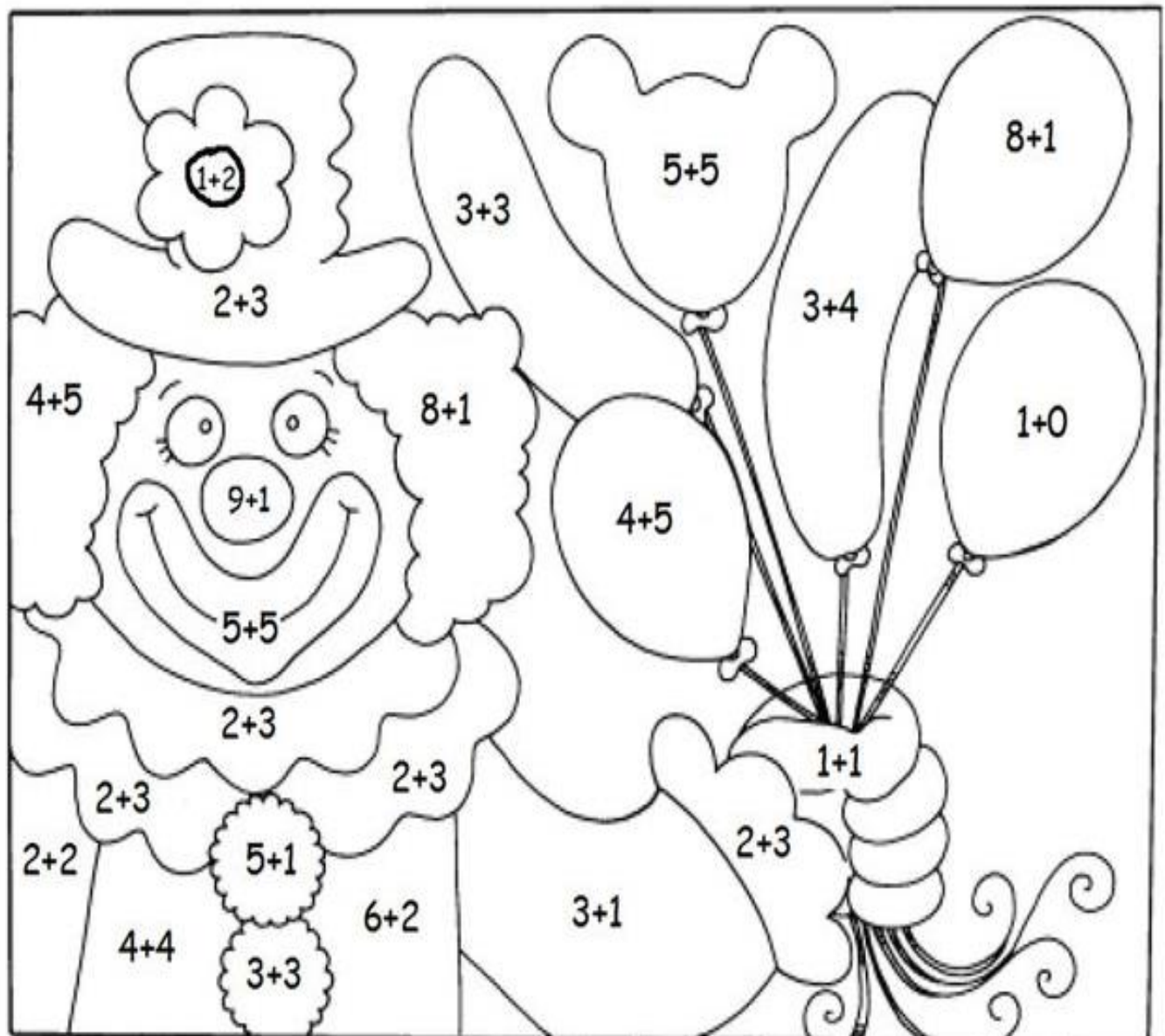
Name: \_\_\_\_\_

## Clowning Around

Directions: Add. Color the picture using the color code.

Color Code

1	2	3	4	5	6	7	8	9	10
pink	white	black	brown	purple	green	blue	orange	yellow	red



## Identification

Write the animals' names in the picture where they live

Fish

Deer

Frog

Bird

Monkey

Duck

Owl

Snake



Match the animals with their homes:

	A	B
i	Horse	Hive
ii	Dog	Burrow
iii	Lion	Tree Hollow
iv	Honeybee	Nest
v	Rabbit	Den
vi	Sparrow	Kennel
vii	Owl	Stable



Q1- Complete the given words:-



A \_ R \_ P \_ A \_ E



G \_ A N \_ M \_ T \_ E R

Q2 a) How many members are there in your family ?

\_\_\_\_\_

b) Do your grandparents live with you?

\_\_\_\_\_

Q3 Give two example of each

Water transport \_\_\_\_\_

\_\_\_\_\_

Air transport \_\_\_\_\_

\_\_\_\_\_

Land transport \_\_\_\_\_

\_\_\_\_\_

Q4- Write T for True and F for False statement

a. Brother and sister are called cousins.

☐

b Uncle and aunt lives in a joint family .

☐

c. Father and mother are called parents

☐

d Neighbours take care of us when we are ill.

☐

Q5 See the picture and write the name of family.



\_\_\_\_\_



\_\_\_\_\_

### **\*ACTIVITY RECOMMENDED DURING VACATION\***

- ➡ Meditate and do simple yoga exercises .
- ➡ Water plants and feed the birds.
- ➡ Join your grandparents and parents for their morning walk.
- ➡ Help your mother in the kitchen .
- ➡ Don't watch too much of television .
- ➡ keep your environment in surrounding clean .
- ➡ Plant trees and conserve your natural resources.
- ➡ Build and improve your vocabulary through crosswords, jumble words etc.
- ➡ Solve riddles and puzzles.
- ➡ Read story books and visit places.
- ➡ Improve your reading and writing skills by reading and writing.

#### **Note:**

- **Summer breaks are from 1<sup>ST</sup> May to 25<sup>th</sup> June 2025.**
- **The school reopens on 26<sup>th</sup> June 2025**

***Have a great Summer Vacation!***

